



BLUE WATER SPA COVERS
7101 TPC Drive, Suite 130, Orlando, FL 32822

(800) 321-4694
(407) 678-7758 FAX

DEALER / CUSTOMER NAME _____

ADDRESS _____

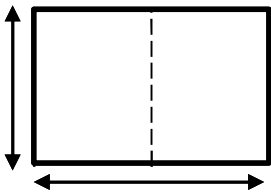
CITY, STATE, ZIP _____

PHONE _____ CONTACT _____

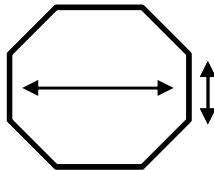
P.O. # _____ DATE _____

Spa Cover dimensions must be in inches. Measure the widest points for the outside length and width. Indicate which side is folded in half on the diagram below. The "customer" is responsible for all dimensions. Please call us if you need help measuring the spa.

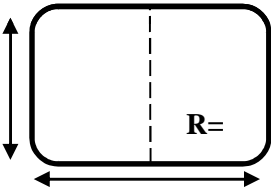
Rectangle / Square



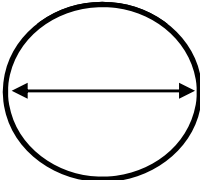
Octagon



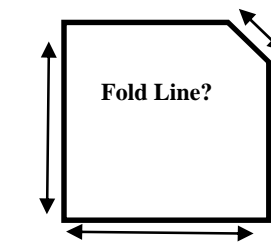
Radius Corners



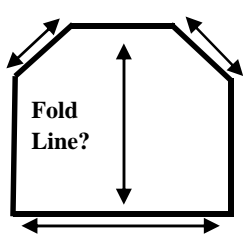
Circle



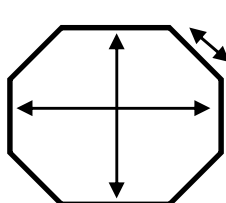
One Cut Corner



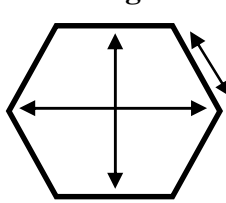
2 Cut Corners



4 Cut Corner



Hexagon



I authorize the cover to be made to these specifications.

Customer Signature

Spa Cover Type

- 2"-4" Taper 2lb. - Standard
- 3"-5" Taper 2lb. - Upgrade
- Child Safety
- Sumo Safety
- Quad
- Other _____

17 COLORS

Circle One

- ALMOND
- TAN
- TAUPE
- BROWN
- REDWOOD
- COFFEE
- TROPICAL BLUE
- INDIGO
- NAVY BLUE
- BURGUNDY
- LIGHT GRAY
- GRANITE
- CHARCOAL
- TEAL
- FOREST GREEN
- BLACK
- WHITE

Outside dimensions in inches

Length _____

Width _____

Please double check corners

- Square - 90 Degrees
- Radius _____
- Cut Corner _____

Skirt/Flap Size

- Standard 4"
- Other _____
- Split

Straps with Locks

- 2 straps
- 4 straps
- No straps

Make and Model of Spa

Type of Spa

- Portable
- In-ground Acrylic
- In-ground Gunite

Double Wrap Inner Plastic?

- Yes - Upgrade
- No

Radius Corners

- 1) Use two rulers to extend the sides of your spa to a point where the sides would have met (Point B) if the corner had been square.
 - 2) Points A & C are where the curve ends on the spa.
 - 3) The radius is the distance in inches from "B to A" or "B to C" whichever is SMALLER.
- OR - Trace the outside curve and fax it to us.

